



BEGINNER | 1 DAY CLASS

STELLA

Finished Quilt: 48" x 48"

Quilt design by Cheryl Lynch Quilts, featuring Cheryl's signature medley, Mosaic Masterpiece, a Hoffman Spectrum Digital Print collection.

A classic quilt reinvented with a mosaic touch!

CHERYL LYNCH QUILTS




S4808 41-Aqua



S4808 71-Lime



S4808 91-Amethyst



S4808 568-Red Velvet



S4808 667-Light Bright

FABRICS	1 KIT
S4808 41-Aqua	3/4 Yard
S4808 71-Lime	3/4 Yard*
S4808 91-Amethyst	3/4 Yard
S4808 568-Red Velvet	1/2 Yard
S4808 667-Light Bright	1 Yard

* includes binding

FREE PATTERN DOWNLOAD

HoffmanFabrics.com
CherylLynchQuilts.com

STELLA MASTERPIECE MOSAIC

By Cheryl Lynch Quilts






Finished Size: 50" x 50"

A great quilt to practice multiple methods of making Half Square Triangles (HSTs).

All fabrics are from the Masterpiece Mosaic collection by Cheryl Lynch Quilts for Hoffman International Fabrics



Fabric Requirements;

Red Velvet		½ yd
Aqua		¾ yd
Light Bright		1 yd
Amethyst		¾ yd
Lime		¾ yd**
Backing		56" x 56"
Batting		56" x 56"

** Includes fabric for binding

Additional Supplies:

Traditional piecing supplies









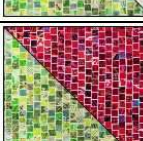
Various templates, rulers, etc to create HSTs

Construction:

Cut and create the squares and the HSTs in the following chart, totaling 100 pieces, to measure 5 ½" unfinished.

Assemble them with a ¼" seam allowance using the photo as your guide.

Use the right hand column to keep track of your progress.

16		
4		
8		
34		
8		
6		
6		
8		
2		
8	